






# SHAMBHU DAYAL GLOBAL SCHOOL

## HOLIDAY HOMEWORK (2025-26)

### CLASS – X

ENGLISH	MATHEMATICS
<p>1. The Power of the Pen: Writers Who Changed the World (Roll no.1 to 5) Task: Research a writer (e.g., George Orwell, Harper Lee, Rabindranath Tagore) whose work sparked social or political change. Include: Life story, key works, social issues addressed, and real-world impact.</p> <p>2. Climate Change in Literature (Roll no.6 to 10) Task: Explore how literature addresses environmental issues. Include: Summary and analysis of any poem or short story related to nature or climate (e.g., Dust of Snow, A Thing of Beauty), plus a real-life parallel issue.</p> <p>3. The Journey of a Word (Roll no. 11 to 15) Task: Pick 10 common English words and trace their etymology (origin and changes in meaning over time). Include: Word origin, historical use, current meaning, and usage in sentences.</p> <p>4. Influence of Technology on Language</p> <p>5. ( Roll no. 16 to 20) Task: Investigate how texting, memes, and social media have shaped modern English. Include: Examples of abbreviations, emojis, slang, and their impact on grammar and communication.</p> <p>5. Women in Literature ( Roll no 21 to 25) Task: Study the portrayal of women in classic and modern English literature. Include: Compare two characters (e.g., Portia from The Merchant of Venice and Anne Frank from her diary) in terms of strength, independence, and values.</p> <p>6. A Nation's Voice: Speeches That Inspired Change (Roll no 26 to 30) Task: Research a famous English speech (e.g., "Tryst with Destiny" by Nehru or "The Gettysburg Address" by Lincoln). Include: Speaker background, occasion, rhetorical devices, and message.</p> <p>7. Literature of Protest and Freedom (Roll no 30 to 35) Task: Research and analyze protest poems or essays from freedom movements (India or worldwide). Include: Summary of the piece and its relevance in today's context.</p> <p>8. Impact of British Colonialism on Indian English Writing (Roll no. 34 to 40)</p>	<p><b><u>Maths Projects:</u></b></p> <ol style="list-style-type: none"> <li>Develop Heron's formula for the area of a triangle.</li> <li>Story of <math>\pi</math></li> <li>Development of number system with their needs.</li> <li>Chronology of Indian mathematicians with their contributions.</li> <li>Development of formula for the area of a cyclic quadrilateral.</li> <li>Pythagoras theorem – Proofs other than those given in the present textbook.</li> <li>Extensions of Pythagoras theorem.</li> <li>Classification of solid figures with respect to surface area and volume.</li> <li>Sum of exterior angle of a polygon taken in order.</li> <li>Generation of Pythagorean triplet.</li> </ol> <p><b><u>For File Presentation</u></b></p> <ul style="list-style-type: none"> <li>Title page with your name, roll number, class, subject.</li> <li>Clear headings and subheadings.</li> <li>Use colourful pens, highlighters, and neat diagrams.</li> <li>Conclusion or what you learned from the project.</li> <li>Bibliography (if external sources are used)</li> <li>Do all the given projects in practical file.</li> </ul>

<p>Task: Study how British rule influenced the evolution of English literature in India. Include: Key writers (like Mulk Raj Anand, R.K. Narayan), themes, and examples.</p>	
SCIENCE	HINDI
<p><b>Topic</b>-Effect of Temperature on the Rate of a Chemical Reaction Using Baking Soda and Vinegar</p> <p><b>Your investigation must include these points-</b></p> <p>Aim</p> <p>Theory</p> <p>Materials Required</p> <p>Procedure</p> <p>Observation</p> <p>Conclusion</p> <p>Precautions</p> <p>Scientific Principle involved</p> <p><b>Record this project in project file</b></p>	<div data-bbox="774 226 957 376">  <p>(पोस्टर + स्लोगन)</p> </div> <p>किसी वस्तु का आकर्षक हिंदी विज्ञापन बनाएं तथा उसी से संबंधित एक नारा a4 शीट पर लिखें और चारों तरफ बॉर्डर बनाकर सजाएं। पोस्टर + स्लोगन</p> <p>जैसे – “रोबोट झाड़ू” या “ऑर्गेनिक बिस्किट”।</p> <div data-bbox="774 533 821 571">  </div> <p><b>'मेरी पढ़ी हुई किताब' समीक्षा</b></p> <ul style="list-style-type: none"> <li>गर्मियों में पढ़ी गई किसी हिंदी पुस्तक (कहानी, आत्मकथा, उपन्यास) की समीक्षा करें : लेखक का नाम कहानी का सार आपको क्या पसंद आया / नापसंद आया क्या सीखा?</li> </ul> <div data-bbox="774 779 906 878">  </div> <p><b>रोचक तथ्य</b></p> <ul style="list-style-type: none"> <li>अपनी पाठ्य पुस्तक क्षितिज के पाठ “बालगोबिन भगत ” (लेखक रामवृक्ष बेनीपुरी) तथा पाठ “आत्मकथ्य” (जय शंकर प्रसाद) के जीवन से संबंधित रोचक तथ्य लिखकर फाइल में लगाएं।</li> </ul> <p><b>31 "एक दिन... बिना मोबाइल के"</b></p> <p>पूरे दिन मोबाइल इस्तेमाल न करें और उस अनुभव पर एक अनुच्छेद लिखिए – आपने क्या महसूस किया, क्या नया किया, कठिनाई क्या थी आदि।</p> <ul style="list-style-type: none"> <li>अपनी पुस्तिका की किसी एक कविता का कंठस्थ पाठ करें और उसका अर्थ समझाएँ (वीडियो बना सा)</li> <li>एक पोर्टफोलियो फाइल बनाएँ जिसका उदाहरण आपको साथ ही भेजा जा रहा है। A4 साइज रंगीन पेपर पर बनाएं। इस लिंक को देखकर उदाहरण ले सकते हैं। <a href="https://youtu.be/JmlQ5EKMIU">https://youtu.be/JmlQ5EKMIU</a></li> <li>अभी तक कक्षा में जो भी पढ़ाया गया है द करें, आते ही टेस्ट लिया जाएगा।</li> <li>उपरोक्त सभी कार्य A/4 साइज पेपर पर लिखकर फाइल में लगाकर लाएं, तभी आपको इसके अंक प्रदान किए जाएंगे।</li> <li>कार्य पूरे होने पर ही अंक प्रदान किए जाएंगे अन्यथा नहीं।</li> </ul>
FRENCH	SANSKRIT
<p><b>TOPIC:</b> “Moi, mon avenir et mes amis” (Me, my future, and my friends)</p> <p><b>PART A:</b> Mon profil personnel Create a French profile for yourself with:</p> <ul style="list-style-type: none"> <li>Nom:</li> <li>Âge:</li> <li>Nationalité:</li> <li>Ville:</li> <li>École:</li> <li>Ce que j’aime:</li> <li>Ce que je n’aime pas:</li> <li>Mon/ma meilleur(e) ami(e): (Name, age, hobbies – in French, 3–5 lines) Include your photo or a drawing</li> </ul> <p><b>PART B:</b> Une Interview – Mon futur après le bac</p>	<p>प्रथम तथा द्वितीय पाठ जितने भी श्लोक हैं उन सभी का हिंदी अनुवाद तथा अन्वय a4 शीट पर लिखें तथा किन्हीं दो श्लोक का वाचन करते हुए एक वीडियो बनाएं</p> <p>अपने मित्र को एक संस्कृत में पत्र लिखें</p> <p>स्वयं एक चित्र का निर्माण करें या प्रिंट आउट निकाल कर लगा तथा उससे संबंधित पांच वाक्य संस्कृत में लिखें</p> <p>विद्या विनयम् इस विषय पर 10 पंक्तियों का एक अनुच्छेद संस्कृत लिखें</p> <p>51 से 100 तक संस्कृत में गिनती लिखें</p>

<p>Write a mock interview in French about your future plans:  Titre: “Mon avenir – Une interview avec moi-même”  Include:</p> <ol style="list-style-type: none"> <li>1. Quelle profession voudrais-tu faire plus tard? Pourquoi ?</li> <li>2. Où voudrais-tu étudier après la classe 12?</li> <li>3. Quelles matières préfères-tu à l'école?</li> <li>4. Qu'est-ce que tu n'aimes pas comme matière?</li> <li>5. Tu veux voyager? Où ? Pourquoi ?</li> </ol> <p>Write the Q&amp;A in French. Use vocabulary and expressions from Lesson 2.</p> <p><b>PART C: Creative Section – Collage or Poster</b>  Create a colorful A4 poster showing:</p> <ul style="list-style-type: none"> <li>• 3 professions you like (in French with pictures)</li> <li>• 3 school subjects you like (in French)</li> <li>• A sentence about your dream city or country (in French)  Example: “Je voudrais travailler en France parce que j'adore la culture.”</li> </ul>	
<p style="text-align: center;"><b>DTI</b></p>	<p style="text-align: center;"><b>SOCIAL SCIENCE</b></p>
<p>Module 4 Design Project: with focus on exploring Creativity and Ideation</p> <p>PDF:-  <a href="https://cbseacademic.nic.in/web_material/Manuals/DT_Curriculum10.pdf">https://cbseacademic.nic.in/web_material/Manuals/DT_Curriculum10.pdf</a></p> <p>In this link do task 4.0, 4.1 &amp; 4.2</p> <p>Make file and ppt.</p>	<p><b>Project Report: “What Does Development Mean to Me?”</b>  Students write a short report (500–600 words) on their personal understanding of development, considering factors like income, health, education, gender equality, and environment.</p> <p><b>2. Comparison Chart: India vs Another Country</b>  Choose one developed/developing country (like Sri Lanka or the USA).  Create a table comparing Per Capita Income, Literacy Rate, Life Expectancy, and Infant Mortality Rate with India.  Add a paragraph on which country is more developed and why.</p>
<p style="text-align: center;"><b>AI</b></p>	<p style="text-align: center;"><b>ELEC &amp; HARD</b></p>
<p>Task 1: Poster Making – "AI for a Better Tomorrow"</p> <p>Objective: Develop creative expression about AI's potential.</p> <p>Instructions:</p> <ul style="list-style-type: none"> <li>• Design a poster on an A4 sheet (handmade or digital) on the topic “AI for a Better Tomorrow”.</li> <li>• You may include: <ul style="list-style-type: none"> <li>○ AI in healthcare, education, agriculture, environment, etc.</li> <li>○ A catchy slogan</li> <li>○ Illustrations and creative layout</li> </ul> </li> </ul> <p>Task 2:</p> <p>Q1. Write a Python program that takes marks from the user and prints the grade according to the following:</p> <ul style="list-style-type: none"> <li>• 90 and above → A+</li> </ul>	<p>The "Basic Motor Types"</p> <p>Task: Your textbook introduced DC motors and AC motors.</p> <p>Create a simple comparison chart or table with two columns: "DC Motor" and "AC Motor". For each type, write down:</p> <p>What kind of power source it usually uses (battery for DC, wall outlet for AC).  Give one example of where you might find this type of motor in everyday life.</p> <p>In very simple terms, what makes it spin (you don't need to go into detail, just a basic idea if your book covered it, like "magnets attracting and repelling" for DC).</p>

<ul style="list-style-type: none"> <li>• 80 to 89 → A</li> <li>• 70 to 79 → B</li> <li>• 60 to 69 → C</li> <li>• Below 60 → F</li> </ul> <p>Q2. Write a program to check whether a given year is a leap year or not.</p> <p>Q3. Write a Python program that prints the multiplication table of any number entered by the user (up to 10).</p> <p>Q4. Write a program to calculate the area of a rectangle.</p> <p>Q5. Write a program to check if a number is even or odd.</p> <p>Take Printouts of above programs with output.</p>	
DATA SCIENCE	Home science
<p><b>Financial Literacy Project</b> Track daily expenses over 2 weeks in categories (food, entertainment, etc.) Calculate probability of spending above average in each category Create box-and-whisker plots showing spending distribution Use Excel's basic statistical functions and conditional formatting Recommend budgeting strategies based on findings</p> <p style="text-align: center;">OR</p> <p><b>Climate Data Analysis</b> Download temperature data for your region for the past 5 years Calculate measures of dispersion (range, variance, standard deviation) Create time-series graphs showing temperature trends Use Python with libraries like Pandas for data organization (provide basic code template) Connect findings to climate change discussions with supporting statistics</p>	<ol style="list-style-type: none"> <li>1. Design and make a suitable play material that supports the development of children aged birth to 5 years. (non- toxic)</li> <li>2. Plan a balanced meal to yourself, considering nutritional requirements.</li> </ol> <p style="text-align: center;"><b>Beauty wellness</b></p> <ol style="list-style-type: none"> <li>1. DIY Skincare product creation (create any natural skincare product [e.g., face scrub, lip balm, or body lotion.]</li> <li>2. Make a hygiene and sanitation poster. (In beauty practices including tips for maintaining cleanliness in beauty tools, and workspaces.)</li> </ol>
TOURISM	MUSIC
<p>TOPIC: “My India Travel Dossier”</p> <p>PART A: Know Your Country – Popular Destinations Choose any ONE Indian state (preferably not your home state). Prepare a 2-page profile including:</p> <ul style="list-style-type: none"> <li>• State Name, Capital, Languages, Culture</li> <li>• 3 popular tourist destinations (name + photo)</li> <li>• Famous food, festivals, monuments</li> <li>• A short paragraph on why it attracts tourists</li> </ul> <p>Format: Use drawings, images, or printouts. Write in your own words. (1–2 pages)</p> <p>PART B: Types of Tourism Identify and describe any 3 types of tourism (with examples):</p> <ul style="list-style-type: none"> <li>• Cultural Tourism</li> <li>• Adventure Tourism</li> </ul>	<p>Project file work: Writing notation of Raga Bhupali &amp; Raga Khamaj Drawing and Labelling of any 1 percussion instrument. Identify and interview any local artist.</p>

<ul style="list-style-type: none"> <li>• Medical/Wellness Tourism</li> <li>• Ecotourism, etc.</li> </ul> <p>Include:</p> <ul style="list-style-type: none"> <li>• Definition in your own words</li> <li>• One place in India that represents this type</li> <li>• 2 pictures per type</li> </ul> <p>PART C: Career in Tourism.</p> <p>Choose any ONE career option in the tourism industry (e.g., Travel Agent, Tour Guide, Hotel Front Office Staff, etc.) and write about:</p> <ul style="list-style-type: none"> <li>• Job Role</li> <li>• Required Skills</li> <li>• Where they work</li> <li>• Why you would or wouldn't like to do this job</li> </ul> <p>PART D: Prepare a Brochure or Pamphlet</p> <p>Make a tourist brochure (hand-drawn or digital) of a city in India.</p> <p>Include:</p> <ul style="list-style-type: none"> <li>• Name of the place</li> <li>• "Top 5 Things to See or Do"</li> <li>• Images and captions</li> <li>• Any important tips for tourists</li> </ul>	
<b>PAINTING</b>	
<p>Theme: "Nature and Culture Through Art"</p> <p>Part 1: Drawing &amp; Painting (Any 2 Activities)</p> <p>Choose any 2 of the following topics and create paintings (A4 or A3 size):</p> <ol style="list-style-type: none"> <li>1. Landscape Scene – Draw a natural scene like a village, mountain, or riverside.</li> <li>2. Festivals of India – Paint a festive celebration like Diwali, Holi, Eid, etc.</li> <li>3. Folk Art Style – Create artwork in any Indian folk art form (Madhubani, Warli, Gond, etc.).</li> <li>4. Wildlife Conservation – Make a poster showing the importance of saving animals.</li> </ol>	
<b>CLUB</b>	
<p><b>MASS MEDIA:</b> Choose any one of the following and submit your project in a research file or digital portfolio (PDF or PPT with evidence and visuals):</p> <ol style="list-style-type: none"> <li>1. Media and Gender Representation <ol style="list-style-type: none"> <li>a. Study how men and women are portrayed in advertisements or TV shows.</li> <li>b. Add 3–5 examples with your opinion on whether it promotes stereotypes or not.</li> </ol> </li> <li>2. Behind the Scenes: How a Newsroom Works <ol style="list-style-type: none"> <li>a. Research the workflow of a news bulletin – from event reporting to broadcasting.</li> <li>b. Interview a local journalist or find a YouTube tour of a newsroom to include.</li> </ol> </li> </ol>	<p style="text-align: center;"><b>SKILL</b></p> <p><b>EMBROIDERY:-</b> Take 4 – 5 <b>Hanky</b></p> <p>Make different design using</p> <ul style="list-style-type: none"> <li>- 2 types of flowers</li> <li>- 2 types of leaves</li> <li>- 1 type of border</li> </ul> <p>Don't repeat the design.</p> <p><b>3D PRINTING:-</b> Draw a design of any animal like (butterfly, fish, owl, turtle) on butter paper.</p>

### 3. Film and Society: A Social Impact Study

#### MOVIE MAKING:

##### **CHOOSE A TOPIC**

The Case of the Missing Homework

The Value of Empathy

A Dream Come True

The Unexpected Guest

##### **SCRIPT WRITING**

Write a script of choosen topic , create characters , make dialogues

##### **ARRANGEMENT**

Arrange all the require things to make yoiur scene full according to your story . every scene need to be properly explained

##### **KEY POINTS TO REMEMBER WHILE FILMING**

- Shutter speed
- Iso
- Aparture
- White balance
- Camera angles
- It should be silence while taking shot
- Video length must be 2:30 to 3 minutes

While shooting every scene you must be aware about these key points to gain quality of your film

#### MECHATRONICS:

Project Title: Building a Simple Light-Activated Switch Model

The Task:

\* Understand the Concept: Research how a Light Dependent Resistor (LDR) works.

Circuit Design (Conceptual): Imagine a simple circuit where an LDR is connected in a way that when light falls on it, it allows a small light (like an LED) to turn ON. Conversely, when it's dark, the LED turns OFF.

Diagram and Explanation: Draw a simple circuit diagram showing the LDR, a power source (like a battery), and an LED connected in a way that demonstrates the light-activated switch concept.

Applications: Think of at least two real-world applications where a light-activated switch is used.