


REPORT OF THE ACTIVITIES CONDUCTED IN THE MONTH OF APRIL'24

English


Free Hand Scribbling

The scribbling activity for **pre-nursery** students is designed to foster creativity, fine motor skills, and hand-eye coordination in a fun and engaging manner. In this activity, young children are provided with various materials such as crayons, finger paints, sand trays, whiteboards, and chalkboards. Each child is encouraged to explore different textures, colors, and artistic mediums at multiple stations set up around the classroom. They can freely scribble on large sheets of paper with crayons, feel the tactile sensation of finger paints, draw in sand with their fingers, and experiment with dry erase markers on whiteboards or colored chalk on chalkboards. This unstructured play allows them to express themselves creatively without the pressure of producing a specific outcome. The teacher provides gentle guidance and positive reinforcement, ensuring a safe and supportive environment. The activity not only enhances their artistic skills but also promotes sensory exploration and early learning in an enjoyable and interactive way.



Jolly Phonic with action

In a phonics sound activity for prep class, students learn letter sounds through engaging and hands-on experiences. The teacher introduces each letter with a visual aid, such as a flashcard showing the letter and an associated image (e.g., "A" with an apple), and via video. Children then repeat the sound and perform a corresponding action, like pretending to bite an apple for "A." This multi-sensory approach, combining visual, auditory, and kinesthetic learning, helps students effectively associate letters with their sounds, fostering early reading skills in a fun and interactive environment.



Simon Says

In the "Simon Says" game activity for **prep** class, students participate in a fun and interactive game that promotes listening skills and following instructions. The teacher acts as "Simon" and gives simple commands starting with "Simon says," such as "Simon says touch your nose" or "Simon says hop on one foot." Students must only follow the commands preceded by "Simon says"; if "Simon" gives a command without saying "Simon says," students should not perform the action. Those who make a mistake sit out until the next round. This engaging activity encourages active listening, attention to detail, and physical movement, making it an enjoyable way for students to develop cognitive and motor skills.



ALPHABET GAMES- CRAFT WITH LETTERS

In the alphabet craft activity for nursery class, students get to be creative while learning their letters. Each child picks a letter they like and cuts it out from colorful paper. They then decorate their letter with markers, crayons, and stickers, making it look fun and unique. For example, if a student chooses the letter "A," they might draw apples or ants around it. Once they finish decorating, they can show their craft to the class. This activity helps kids recognize letters, practice fine motor skills, and have fun exploring the alphabet.



MATHS

Just go for a walk on number

The "Walk on a Number" activity is a fun and educational game for kids that combines physical movement with number recognition. Large sheets of paper with numbers are taped to the floor. Kids walk or jump to the number you call out, or move around while music plays, finding the correct number when the music stops. This helps with counting skills and adds physical exercise.



HINDI

रंग भरो

प्रक्रिया :-

- बच्चों को पहले अनार के चित्र का परिचय दें और उन्हें अनार के बारे में कुछ जानकारी दें। उदाहरण के लिए, अनार का रंग, उसके स्वास्थ्य लाभ, आदि।
- अब बच्चों को अनार के चित्र को रंगने के लिए कहें।
- उन्हें लाल रंग से अनार के दानों को रंगने के लिए प्रेरित करें।
- बच्चों को उनकी कल्पना और रचनात्मकता का उपयोग करने दें और उन्हें स्वयं ही रंग भरने दें।
- रंग भरने के बाद बच्चों को उनके रंगे हुए चित्र दिखाने के लिए कहें और उनकी तारीफ करें।



Visual Art

Fun with colors

This activity promotes creativity and imaginative play: includes variety of mixed colours.



Picking the Pom Pom Ball with Tongs

Show the children how to hold the tongs properly, Demonstrate picking up a pom-pom ball with the tongs and placing it into a bowl, Emphasize using gentle squeezing motions to operate the tongs.



UNIT OF INQUIRY

MIRROR PLAY

OBJECTIVE - To develop children's motor skills, body awareness, and social interaction through a fun and engaging mirror play activity.

Description: Mirror play is an interactive activity where children pair up and one child acts as the "leader" while the other mimics their movements like a mirror. This activity enhances motor skills, body awareness, and social interaction. It involves various movements such as waving, jumping, and making faces, encouraging children to observe and respond to their partner's actions. This fun and engaging exercise fosters cooperation and empathy among preschoolers.



SELF PORTRAIT ACTIVITY


The Self-Portrait Drawing activity encourages children to draw themselves using mirrors or photographs for reference. This creative exercise helps develop fine motor skills, self-awareness, and artistic expression. By focusing on their unique features, children enhance their observation skills and gain confidence in their abilities. It's a fun way for kids to explore their identity and individuality.



MATHS


Shape Hunt

Shape Hunt is an engaging activity where nursery children search for and identify different shapes around the classroom or playground. Guided by a teacher, they look for objects that match specific shapes like circles, squares, and triangles. This fun exploration enhances their shape recognition skills, observational abilities, and introduces basic geometry concepts in an interactive way



Pattern with shapes

Patterns with Shapes is an educational activity where nursery children create and recognize repeating sequences using various shapes like circles, squares, and triangles. Guided by the teacher, children arrange shapes in specific patterns, enhancing their understanding of sequencing and basic math concepts. This hands-on activity promotes cognitive development, fine motor skills, and early problem-solving abilities.



Building Blocks Activity

The Building Blocks activity for prep-grade children encourages creativity and problem-solving as they construct structures using colorful blocks. With guidance from teachers or independently, children experiment with different shapes, sizes, and arrangements to build towers, houses, and imaginative creations. This hands-on activity promotes fine motor skills, spatial awareness, and critical thinking as children learn about balance, stability, and symmetry. It fosters teamwork and collaboration as children work together to design and build their structures, fostering a sense of accomplishment and pride in their creations.



AFTER AND BEFORE

The objective is to help students understand the concept of sequencing and time relationships by distinguishing between events that occur "before" and "after" a specific point in time. Students will learn to identify and describe events in chronological order, enhancing their comprehension of cause and effect, timelines, and historical context. This foundational skill will aid in their ability to organize information logically and understand the progression of events in various contexts.



PRE-NURSERY- CIRCLE

Tracing the circle is a fun activity where kids learn to draw a circle by following its outline. This helps develop their hand-eye coordination and fine motor skills. It's a foundational step in learning shapes and preparing for writing letters and numbers."




EARTH DAY CELEBRATION

Teach them about the importance of plants and trees. Have them plant seeds in small pots or in the school garden. This hands-on activity instills a sense of responsibility and care for the environment.

Engage the children in fun recycling crafts using materials like paper, cardboard, and plastic bottles. They can create artwork or simple crafts using recycled materials.





MOTHER'S DAY CELEBRATION

In celebration of Mother's Day in our prep class, children created handmade cards with vibrant crafts. They delighted their mothers with performances and presented handmade gifts. The day concluded with a cozy Storytime and a group photo, capturing the joy and love of the occasion.

