




REPORT OF THE ACTIVITIES CONDUCTED IN THE MONTH OF APRIL'24

Subjects	Class 1	Class 2
English	<p>Topic- CVC words builders/Vowel Hunt Game</p> <p><u>Activity</u> Stamping a word-</p> <p><u>Materials:</u> <u>Play dough or wheat flour dough and alphabet stamps.</u></p> <p><u>How to play</u> The teacher will give the word and children will form the word by stamping the letters on the dough.</p>  <p>Vowel Hunt game-The teacher will scatter various cards around the classroom, each featuring a letter of the alphabet. The students will then tasked with "hunting" for the vowels (A, E, I, O, U) by moving around the room and picking up the correct cards.</p> 	<p>Topic- Drawing a dog and covering it with pencil shavings.</p> <p><u>Activity:</u> In this creative activity for class 2, students draw a dog inspired by a story from their book and then decorate it using pencil shavings. They carefully glue the colorful shavings onto their drawing, adding texture and vibrancy. This hands-on project not only enhances their fine motor skills but also deepens their connection to the story by bringing a key character to life in a fun, tactile way.</p> 
Unit of Inquiry	<p>Topic- Our Bodies</p> <p><u>Activity</u> Movement Activity -Play some music and have a "Body Parts Dance Party." "Wiggle your fingers,"</p>	<p>Topic – Body Parts</p> <p><u>Activity-</u> Movement Dice Versatile body parts paper game gets kids moving and engaging with their bodies. By adding music, use this game</p>

"Jump up and down,"
"Touch your toes,".

Learning Outcome- A body parts dance song for kids can have several learning outcomes, Identification of Body Parts, Gross Motor Skills, Coordination, Cognitive Development, Language Development, Physical Health and Social Skills.




to work out some energy before a sit-down activity. One dice has body parts, and the other dice has movements. By Rolling both dice, the children completed the actions on the dice.



HINDI

Topic- बिना मात्रा वाले शब्द

Activity- मिलते जुलते शब्द






छात्रों ने अपनी सूझ बूझ के द्वारा छात्रों ने दिए गए शब्दों के मिलते जुलते शब्द बनाए ।

इस गतिविधि में, छात्रों को पक्षियों पर हिंदी में कविता का चयन करने के बाद उसकी समझ और व्याख्या करने का मौका मिला | जिससे उन्होंने पसंदीदा पंक्तियों को चुनकर उसका चित्रण किया और अपने सहयोगियों के साथ उनका साझा किया | इस गतिविधि से वे पक्षियों की दुनिया में रोमांचित हुए |



वर्ण पहेली , इस गतिविधि से बच्चों को वर्णों के साथ-साथ उनके तार्किक संबंधों को समझने का अभ्यास मिला | इससे उनकी मनसिक क्षमताएँ विकसित हुई | और वे वर्णों को सही क्रम में लगाने की क्षमता में सुधार हुआ

यह गतिविधि उनके विचारशक्ति को मजबूत करता है और उन्हें लॉजिकल रीजनिंग और समस्या समाधान के लिए तैयार करता है।

<p>Maths</p>	<p>Topic- Number up to 50 Activity- Hopscotch Through flash cards. Procedure-In this game the children will throw a marker onto the hopscotch grid, hop through the squares, and perform specific tasks related to the number they land on. Learning Outcome-It creates an enjoyable and effective way for children to enhance their number recognition, physical coordination, and cognitive skills.</p> 	<p>Topic- Numbers Up to 500 Activity- Hands On</p>   <p>Resources- Colourful A4 Size Sheets, Marker Pen, Sketch Pens, Smart Board, Green Board, Chail, Duster etc.</p> <p>Procedure- Distributed the counting manipulatives to each student or group of students. They used these manipulatives to solve additional problems. We used numbers up to 500. The teacher gave the different numbers slips to students in a tray and asked them to pick any two slips among those. Then I asked them to add both the numbers one after another. Did this activity till the slips in the tray finished off.</p> <p>Outcome- By this they learnt the additive manipulatives and developed quick response ability.</p>
--------------	--	--



VISUAL.
ART



**Topic :- Stencil Printing
Activity**

**The student will be able to present
activity.**

**Material - Paper sheet, water colour
,cotton,**



**Topic :- Stencil Printing
Activity**

The student will be able to present activity.

Material - Paper sheet, water colour ,cotton,