



## REPORT OF THE ACTIVITIES CONDUCTED IN THE MONTH OF OCTOBER 2024

SUBJECTS	ACTIVITIES
ENGLISH	<p style="text-align: center;">*Show and Tell Activity*</p> <p>In the Show and Tell activity, each child brings a special item from home, like a favorite toy or family photo, to share with the class. They take turns describing their item, including its name, color, and why it's special to them. This activity helps children practice speaking confidently and develop vocabulary while learning to express their thoughts. It also encourages listening skills as classmates ask questions and learn about each other's interests. This fun and interactive session builds confidence and helps children feel comfortable speaking in front of others.</p> <p>NURSERY- An <b>Alphabet Tree</b> Creating hands-on <b>activity</b> is a great way to introduce or reinforce important concepts. It reinforces concepts of print and the alphabet – in fun and playful ways.</p> 
HINDI	<p>Look and write-The journey of learning Hindi language is an exciting milestone for junior kids mastering the Hindi swar is the first most crucial step. Our specially curated hindi activity for beginners aims to make this learning process enjoyable and interactive for young minds.</p> 



PREP- Making of three letter words) Creating three-letter words in Hindi involves combining vowels and consonants in specific patterns, and words can either be simple or compound depending on the consonant-vowel combinations used. These basic word structures help in forming a wide variety of everyday terms in Hindi.



## MATHS

**Big And Small Activities with Everyday Objects** Begin with everyday items around the house. Gather a collection of objects of varying sizes: a pencil, a crayon, a toy car, and maybe a stuffed animal. Ask the child to arrange them from the smallest to the biggest or vice versa.



**Count and Match** is a hands-on activity where children are tasked with counting a set of objects and matching them to the corresponding numbers or quantities.



UOI

### Traffic Signal – Tear and Pasting

As children tear and paste paper, they strengthen the muscles in their hands while being guided by their eyes. This coordination between the hand and the eye is essential for grasping an object, copying from the board, playing sports, and so on.



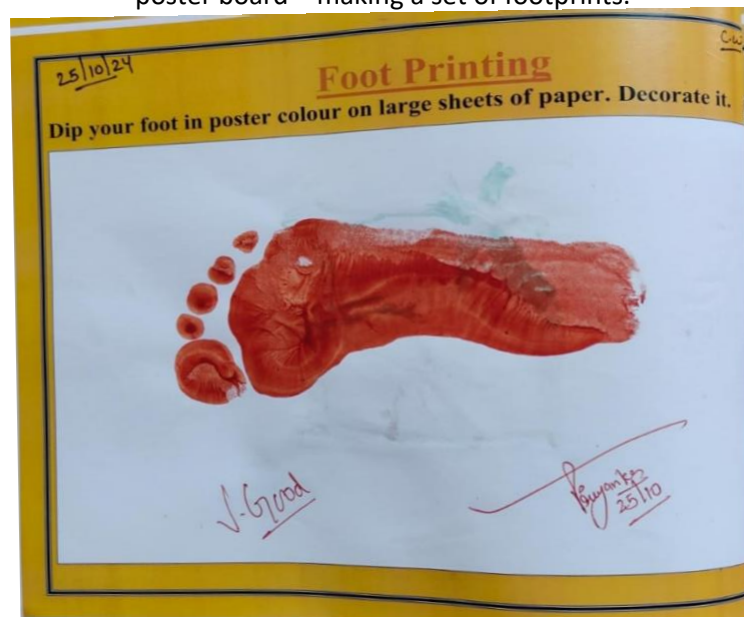
Animal Sorting – Sorting is an effective Montessori sensorial activity to help children develop spatial awareness, critical reasoning, and problem-solving

skills.



VISUAL  
ARTS

**FOOT PRINTING :** Pour a little paint onto a paper plate or plastic tray and smooth it around. Have your child dip the bottoms of a pair of shoes into the paint, covering the entire sole. You can also use a sponge to paint the soles. Stamp the shoes on the poster board – making a set of footprints.





**HAPPY DUSSEHRA AND DIWALI** : This is a simple Diwali project for school as well. Kids will enjoy tracing their hands and pretending to hold a diya for Deepavali. This handprint craft will make a cute Diwali keepsake that you will cherish for forever.



**THUMB PRINTING :** This activity is a wonderful sensory experience for children. It strengthens their hand and finger muscles. Children enjoyed this messy play with their thumb and made impression on images of hut.

