




**SHAMBHU DAYAL GLOBAL SCHOOL**  
**EXPERIENTIAL LIFE LONG LEARNING ACTIVITY**  
**MONTH-AUGUST**  
**CLASS-8**

SERIAL NUMBER	SUBJECT	CONTENT (EXPLANATION)	MATERIAL REQUIRED	AT THE TIME OF CONDUCTING ACTIVITY PICS												
1.	MATH	Topic- Linear equation in one variables Activity- To solve linear equation	A4 sheet colour pen	<p><b>Solving Two-Step Equations</b></p> <p><b>inverse operations</b></p> <table border="1"> <tr> <td><math>+</math></td> <td><math>-</math></td> <td><math>\cdot</math></td> <td><math>\div</math></td> </tr> <tr> <td><math>\leftrightarrow</math></td> <td><math>\leftrightarrow</math></td> <td><math>\leftrightarrow</math></td> <td><math>\leftrightarrow</math></td> </tr> <tr> <td>addition</td> <td>subtraction</td> <td>multiplication</td> <td>division</td> </tr> </table> <p>what you do to one side, you must do to the other!</p> <p> <math>3x - 2 = 4</math>  <math>+2 \quad +2</math>  <math>3x = 6</math>  <math>\div 3 \quad \div 3</math>  <math>x = 2</math> </p> <p> <math>10 - 2x = 2</math>  <math>-2 \quad -2</math>  <math>4 - 2x = 0</math>  <math>32 = m</math> </p> <p> <math>41 = 2x + 7</math>  <math>-7 \quad -7</math>  <math>34 = 2x</math>  <math>\div 2 \quad \div 2</math>  <math>17 = x</math> </p>	$+$	$-$	$\cdot$	$\div$	$\leftrightarrow$	$\leftrightarrow$	$\leftrightarrow$	$\leftrightarrow$	addition	subtraction	multiplication	division
$+$	$-$	$\cdot$	$\div$													
$\leftrightarrow$	$\leftrightarrow$	$\leftrightarrow$	$\leftrightarrow$													
addition	subtraction	multiplication	division													

2.	SCIENCE	Activity - Isolation of DNA	Banana, NaCl, Liquid detergent, Ethanol, Mortar Pestle, beaker, glass rod, filter paper		
----	---------	-----------------------------	---	---	---



3.

HINDI

□□□□□□□□□□□□  
□□□□□□□□□□□□  
□□□□□□□□□□□□

A4 sheets



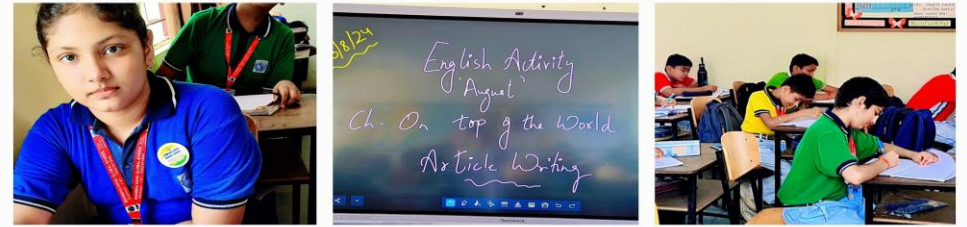
4.

ENGLISH

Activity:- Article Writing  
Students have learnt the objectives of article writing like Inform, Persuade, Entertain, Analyze, Explain, Describe, Evaluate and Compare

These 8 points summarize the main goals of article writing.

A4 Size Sheet  
Pen, Marker,  
Colours

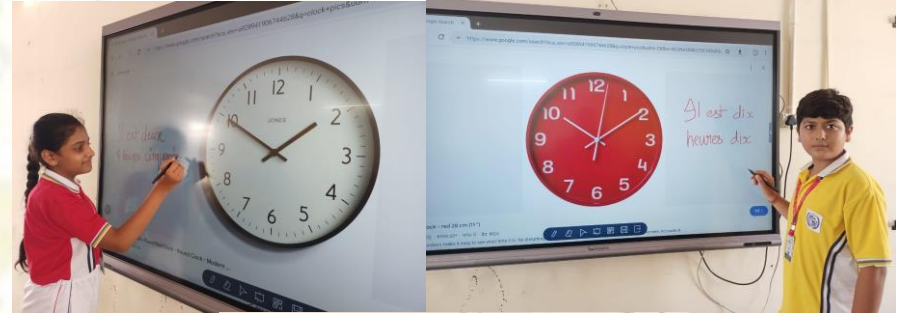










5.

FRENCH


Quelle heure est-il?



6.	SANSKRIT	shlok gyan and vachan activity , to inculcate our culture in our students	learning and speaking by hear	 
7.	INDIVIDUAL AND SOCIETIES	Map learning activity The students are mapping different locations on a political map of India.	Interactive Panel Political map of India	 

8.	PHE	Volleyball game	volley ball court timer,whistle,marking tape.	 A group of students in green and white uniforms are playing volleyball on an outdoor court. A net is stretched across the court, and several students are positioned on both sides, ready to play. The background shows a green building with scaffolding.
9.	DESIGN	Showing numbers with Tobi	Computer Lab	 A young boy in a white shirt and pink lanyard is sitting at a computer workstation in a lab. He is looking at a monitor that displays a code editor with JavaScript code. The code includes comments and function calls like 'alert()' and 'prompt()'. The boy is focused on the screen.



10.	VISUAL ARTS	Janmashtami drawing	Drawing file, colors and decoration material	 The image shows four children displaying their artwork. At the top, three girls are standing and holding up their drawings. The girl on the left is wearing a blue shirt and glasses, holding a drawing of a colorful pot (kalash) with flowers. The girl in the middle is wearing a green shirt and holding a drawing of a woman's face with the text 'Gita Shree Krishna' written on it. The girl on the right is wearing a green shirt and holding a drawing of a woman's face. Below them, a boy in a yellow shirt is holding up a drawing of a blue-skinned deity with a crown and jewelry.
-----	----------------	---------------------	---	---



